

Ring size guide

MIALIS

Printing instructions:

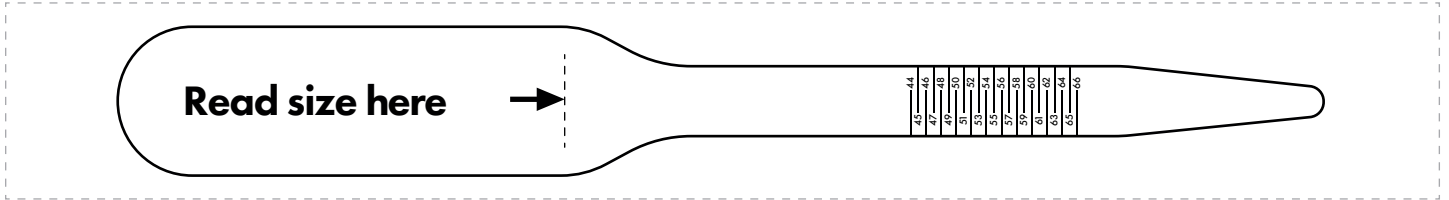
For printing with correct scale, please press Ctrl+P, select custom scale at 100% and choose paper source by pdf page size, then print it out.

Please check your scale here

10mm

Printable ring sizer

1. Cut out ring sizer and cut a small slit next to the arrow.
2. Wrap the sizer around the base of finger, then slip the pointed end to tighten the sizer. Fit size should be snug.
3. Mark and read the number next to "Your size", that should be your ring size (which is EU ring size, check ring size chart for converting to international size if need.)




Ring size chart

Vnitřní průměr (mm)	EU velikost	USA velikost	UK velikost
14	44	3	F
14.5	45	3½	G
14.7	46	3¾	H
15	47	4-4¼	H½
15.3	48	4½	I
15.6	49	4¾-5	J-J½
15.9	50	5¼	K
16.3	51	5¾	L
16.5	52	6	L½
16.9	53	6½	M½
17.12	54	7	N
17.5	55	7¼	O
17.75	56	7¾	P
18.1	57	8	P½
18.5	58	8½	Q½
18.7	59	8¾	R
19	60	9¼	S
19.5	61	9¾	T
19.7	62	10	T½
20	63	10½	U½
20.25	64	10¾-11	V
20.57	65	11¼	W
21	66	11½-11¾	X

Find your ring size

1. Place ring on below circles and find out the best matching circle that aligning with the inside edge of the ring.
2. See the number inside the circle, that should be your ring size, which is EU size, check ring size chart for converting to international size if need.



Ring size guide

MIALIS

Printing instructions:

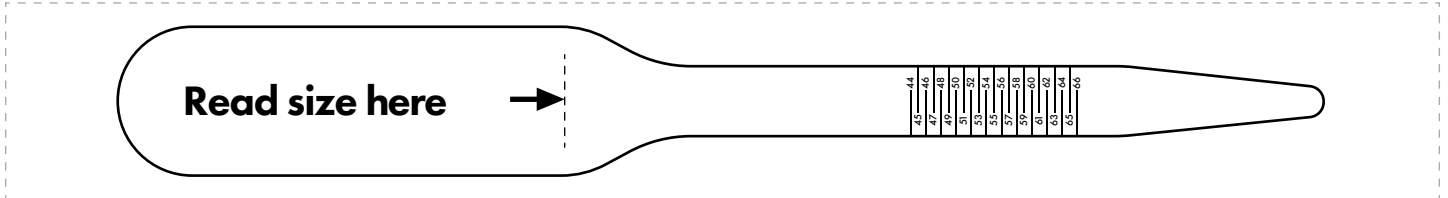
For printing with correct scale, please press Ctrl+P, select custom scale at 100% and choose paper source by pdf page size, then print it out.

Please check your scale here

10mm

Printable ring sizer

1. Cut out ring sizer and cut a small slit next to the arrow.
2. Wrap the sizer around the base of finger, then slip the pointed end to tighten the sizer. Fit size should be snug.
3. Mark and read the number next to "Your size", that should be your ring size (which is EU ring size, check ring size chart for converting to international size if need.)




Ring size chart

Vnitřní průměr (mm)	EU velikost	USA velikost	UK velikost
14	44	3	F
14.5	45	3½	G
14.7	46	3¾	H
15	47	4-4¼	H½
15.3	48	4½	I
15.6	49	4¾-5	J-J½
15.9	50	5¼	K
16.3	51	5¾	L
16.5	52	6	L½
16.9	53	6½	M½
17.12	54	7	N
17.5	55	7¼	O
17.75	56	7¾	P
18.1	57	8	P½
18.5	58	8½	Q½
18.7	59	8¾	R
19	60	9¼	S
19.5	61	9¾	T
19.7	62	10	T½
20	63	10½	U½
20.25	64	10¾-11	V
20.57	65	11¼	W
21	66	11½-11¾	X

Find your ring size

1. Place ring on below circles and find out the best matching circle that aligning with the inside edge of the ring.
2. See the number inside the circle, that should be your ring size, which is EU size, check ring size chart for converting to international size if need.



Ring size guide

Printing instructions:

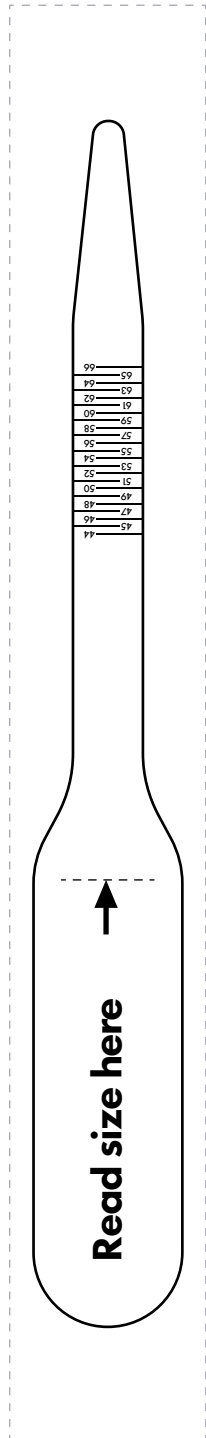
For printing with correct scale, please press Ctrl+P, select custom scale at 100% and choose paper source by pdf page size, then print it out.

Please check your scale here

10mm


Printable ring sizer

1. Cut out ring sizer and cut a small slit next to the arrow.
2. Wrap the sizer around the base of finger, then slip the pointed end to tighten the sizer. Fit size should be snug.
3. Mark and read the number next to "Your size", that should be your ring size (which is EU ring size, check ring size chart for converting to international size if need.)



Find your ring size

1. Place ring on below circles and find out the best matching circle that aligning with the inside edge of the ring.
2. See the number inside the circle, that should be your ring size, which is EU size, check ring size chart for converting to international size if need.



Ring size chart

Vnitřní průměr (mm)	EU velikost	USA velikost	UK velikost
14	44	3	F
14.5	45	3½	G
14.7	46	3¾	H
15	47	4-4¼	H½
15.3	48	4½	I
15.6	49	4¾-5	J-J½
15.9	50	5¼	K
16.3	51	5¾	L
16.5	52	6	L½
16.9	53	6½	M½
17.12	54	7	N
17.5	55	7¼	O
17.75	56	7¾	P
18.1	57	8	P½
18.5	58	8½	Q½
18.7	59	8¾	R
19	60	9¼	S
19.5	61	9¾	T
19.7	62	10	T½
20	63	10½	U½
20.25	64	10¾-11	V
20.57	65	11¼	W
21	66	11½-11¾	X